



# SAFETY SUPPLEMENT

## ATTENTION INSTALLERS/OPERATORS FOR YOUR PROTECTION:

1. Read and understand the Operating Manual accompanying this equipment before performing any work.
2. Additional safety label kits available from Meyer upon request at no charge. This is part of our effort to ensure this equipment is installed, operated and maintained in the safest possible manner. Affix these labels in locations to achieve maximum visibility and thereby alert any personnel that may be on-site that a potential for injury could occur.
3. Under no circumstances should this equipment be installed or operated in a manner that permits access to the interior of the valve.
4. Inlet and Outlet Flanges must always be permanently fastened to mating system components.
5. In the event that the inlet or outlet is ever exposed, proper guarding to prevent access to the valve interior must be installed immediately and prior to start-up.
6. ***Always follow LOCKOUT-TAGOUT procedure*** before performing any work.
7. Always keep loose clothing, hands, feet or any parts of your body, tools and/or any foreign objects away from all moving equipment and away from any potential pinch point.
8. Never remove any access doors (inspection port covers) above, below, or on the valve itself without first locking out power.
9. Consult your plant safety director, system designer, installation manager or the Meyer factory if you have any questions regarding the proper installation, operation and maintenance of this equipment.


Wm. W. Meyer & Sons, Inc.

1700 Franklin Blvd • Libertyville, IL 60048 • Phone: 847-918-0111 • Fax: 847-918-8183

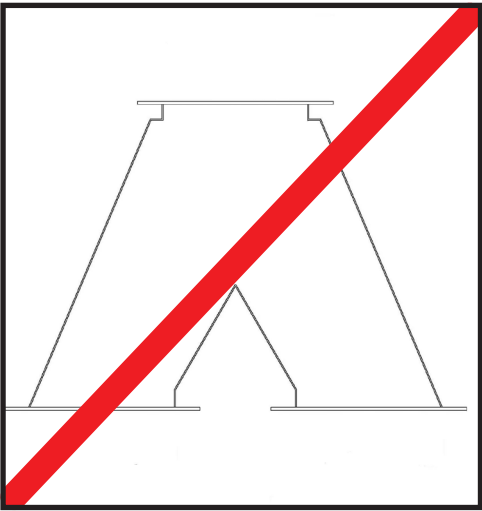
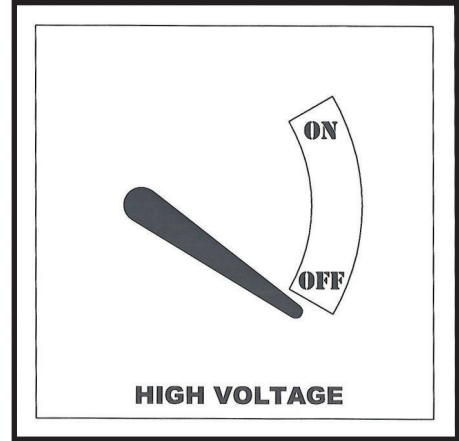
Website: <http://www.rotaryvalve.com>

File # 296-F-001

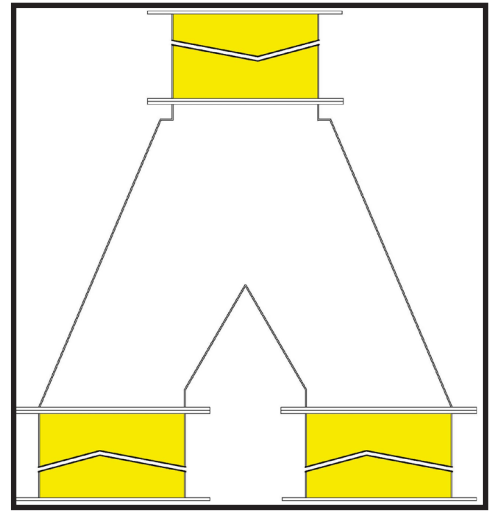
# GRAVITY DIVERTER VALVE SAFETY PRECAUTIONS



ALWAYS SECURE PART FROM MOVING WHEN WORKING ON THE VALVE. FOLLOW **LOCKOUT-TAGOUT** PROCEDURE.



NEVER OPERATE VALVE WITH EXPOSED INLET / OUTLET FLANGES



## SAFETY LABELS

Locate all of the safety labels on your equipment and know their meaning before operating your Gravity Diverter Valve.




**WARNING**

Equipment must be operated and maintained by trained personnel.

Read manufacturer's operation, maintenance and safety instructions to reduce the risk of severe injury or death.

430Z-235



**DANGER**

**Gate can move unexpectedly.**

Moving part may cause severe injury or death.

**Before servicing:**

- Secure part from moving
- Lock-out/tag-out power
- Read instruction manual

430Z-236