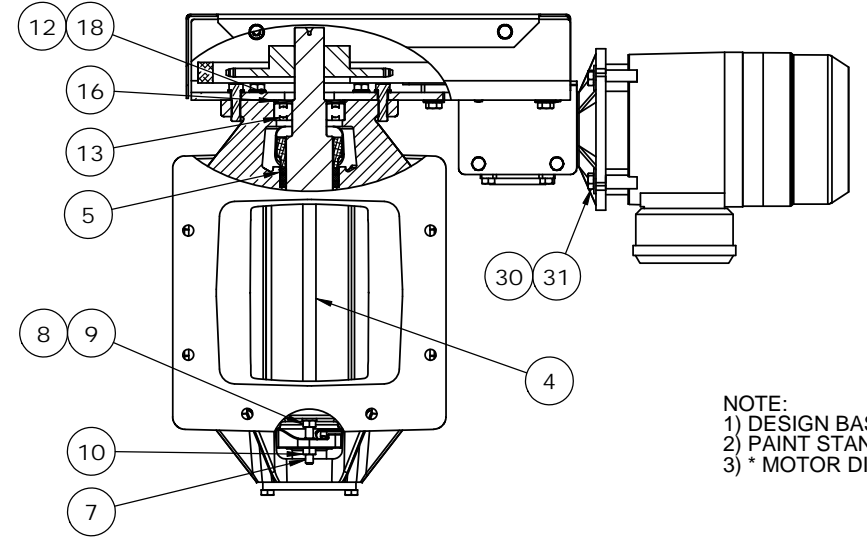
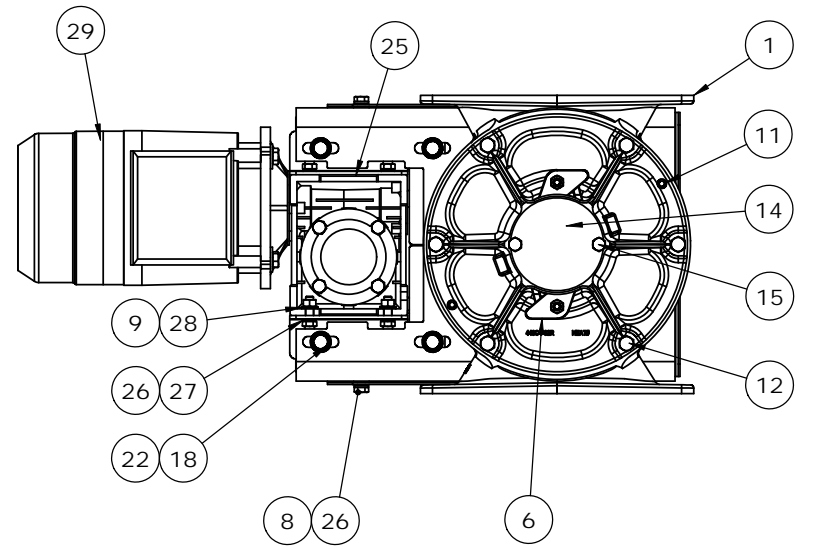
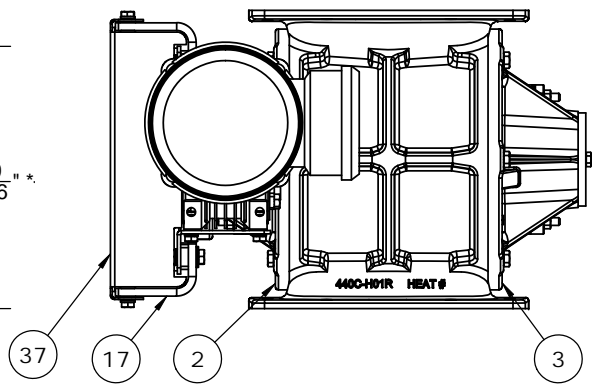
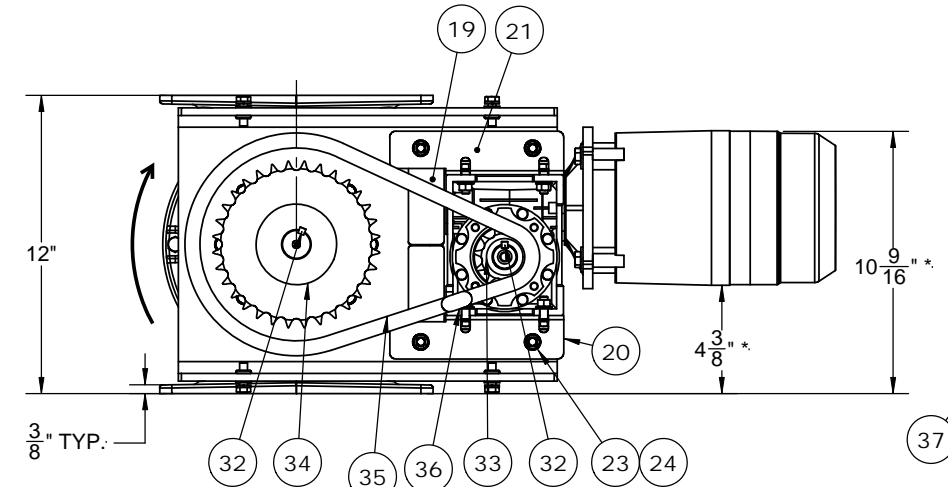


ITEM NO.	PartNo	Description	QTY.
1	440C-H01	8" UDV SQUARE HOUSING, CI	1
2	440C-P01	8" UDV DRIVE HEADPLATE, CI	1
3	440C-P02	8" UDV BLIND HEADPLATE, CI	1
4	440C-R001	8" UDV ROTOR 8VOEBV, CS	1
5	450BA188	1/4" PACKING RING, ARAMID FIBER	6
6	440C-N01	6" & 8" UDV PACKING NUT, CS	4
7	450JC074	5/16-18 X 2 1/2" STUD ZP	4
8	FS	5/16" LOCK WASHER	8
9	FS	5/16-18 HEX NUT	10
10	450JH669	5/16-18 CENTERLOCK HEX LOCKNUT, ZP	4
11	450JH670	3/8" X 1" ROLL PIN	4
12	FS	3/8-16 X 1.25" HEX HEAD BOLT	18
13	450AA169	SEALED BALL BEARING	2
14	440C-C01A	6" & 8" UDV BLIND END BEARING CAP, RECESSED, CS	1
15	FS	5/16-18 X 1/2" HEX HEAD BOLT	2
16	450JO030	WAVE SPRING 2.875 OD X .093 WIRE	1
17	440C-D01A	8" UDV DRIVE BASE, 5/16" CS	1
18	450JH553	3/8" X 5/8" NORD LOCK WASHER	10
19	440C-D04	8" UDV DRIVE SPACER, STEEL	2
20	440C-D03A	8" UDV GEARBOX BOTTOM BRACKET, CS	1
21	440C-D02A	8" UDV GEARBOX TOP BRACKET, CS	1
22	FS	3/8-16 X 1.5" HEX HEAD BOLT	4
23	450JH689	3/8" X 13/16" NORD LOCK WASHER	4
24	FS	3/8-16 HEX NUT	4
25	450GB677	GEARBOX, NMRV050 30:1 56C 1" SHAFT	1
26	FS	5/16-18 X 1" HEX HEAD BOLT	10
27	450JH702	5/16" X 1/2" NORD LOCK WASHER	6
28	450JH673	5/16" X 5/8" NORD LOCK WASHER	6
29	450H-1837	3/4 HP 1800 RPM TEFC MOTOR 56C 208-230/460-60-3	1
30	FS	3/8" FLAT WASHER	4
31	FS	3/8-16 X 1" HEX HEAD BOLT	4
32	FS	1/4" X 1/4" X 1 1/2" KEY, CS	2
33	450F-011	SPROCKET 50B11F, 1" BORE	1
34	450F-1033	SPROCKET 50B32F, 1 3/16" BORE	1
35	450FA002	A.S.A. 50 CHAIN (Feet)	2 7/8
36	450FA017	A.S.A. 50 CHAIN MASTER LINK	1
37	440C-G01A	8" UDV DRIVE GUARD, CS	1



NOTE:
 1) DESIGN BASED ON 70 DEG. F. OPERATING TEMPERATURE.
 2) PAINT STANDARD BLACK ENAMEL.
 3) * MOTOR DIMENSIONS BASED ON STANDARD MOTOR.

REVISIONS				
REV.	DESCRIPTION	DATE	DB	AP
A	Production Release.	11/11/2010	GS	

OUR S.O. #	NAME	DATE	Wm. W. Meyer & Sons Inc. LIBERTYVILLE, IL.	
REF S.O. #	DRAWN BY: GS	2/11/10	TITLE: 8" SQUARE UDV ROTARY VALVE, CAST IRON 8 VANE OPEN END BEVELED ROTOR 3/4 HP, 20 RPM	
REF DWG.	CHECKED BY:		DWG. NO. 440C-0101	
	ENG APPRV.: TM	2/12/10	PART WEIGHT: 175 LBS	
<small>PROPRIETARY AND CONFIDENTIAL THE INFORMATION CONTAINED IN THIS DRAWING IS THE SOLE PROPERTY OF Wm. W. Meyer & Sons, Inc. ANY REPRODUCTION IN PART OR AS A WHOLE WITHOUT THE WRITTEN PERMISSION OF Wm. W. Meyer & Sons, Inc. IS PROHIBITED.</small>			SCALE: 1:5	SHEET: 1 OF 1